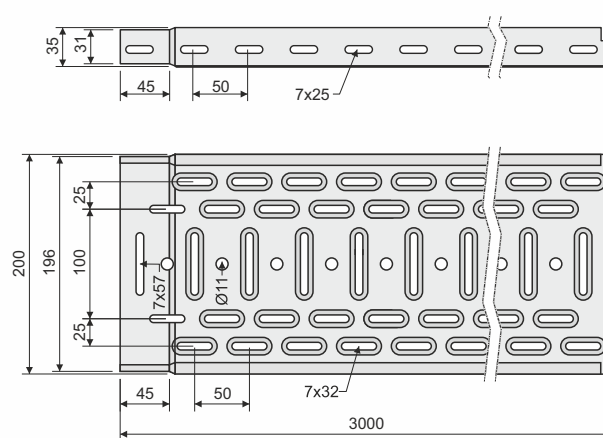


item number	width of cable tray	thickness of metal sheet	weight kg/m	amount of bolts for connection
KZI 35X50X0.75_S	50	0,75	0,75	2
KZI 35X50X0.75_F			0,92	
KZI 35X75X0.75_S	75	0,75	0,79	2
KZI 35X75X0.75_F			0,97	
KZI 35X100X0.75_S	100	0,75	1,05	2
KZI 35X100X0.75_F			1,23	
KZI 35X150X0.75_S	150	0,75	1,29	2
KZI 35X150X0.75_F			1,55	
KZI 35X200X0.75_S	200	0,75	1,67	3
KZI 35X200X0.75_F			2,04	
KZI 35X300X0.75_S	300	0,75	2,00	3
KZI 35X300X0.75_F			2,45	
KZI 35X400X1.00_S	400	1,00	3,24	4
KZI 35X400X1.00_F			3,77	
KZI 35X500X1.00_S	500	1,00	3,93	4
KZI 35X500X1.00_F			4,58	
KZI 35X600X1.00_S	600	1,00	4,63	4
KZI 35X600X1.00_F			5,40	



height of cable tray: 35 mm

length of cable tray: 3000 mm

product description: Cable tray is designed to create a cable route.
 For securing the connection of the trays with the integrated coupling there are used the clamps made from spring steel KSV or the bolts NSM 6X10. To protect the cables, the bolt head is inside the cable tray. A bolt with a GMT surface finish is used for a tray with an F surface finish.
 These items can also be ordered in a varnished version.

surface finish: S - Pre-Galvanized according to EN 10346, EN 10143, zinc-layer 15-27 µm
 F - Hot Dip Galvanized according to ČSN EN ISO 1461, zinc-layer 45 µm (min. 35 µm)

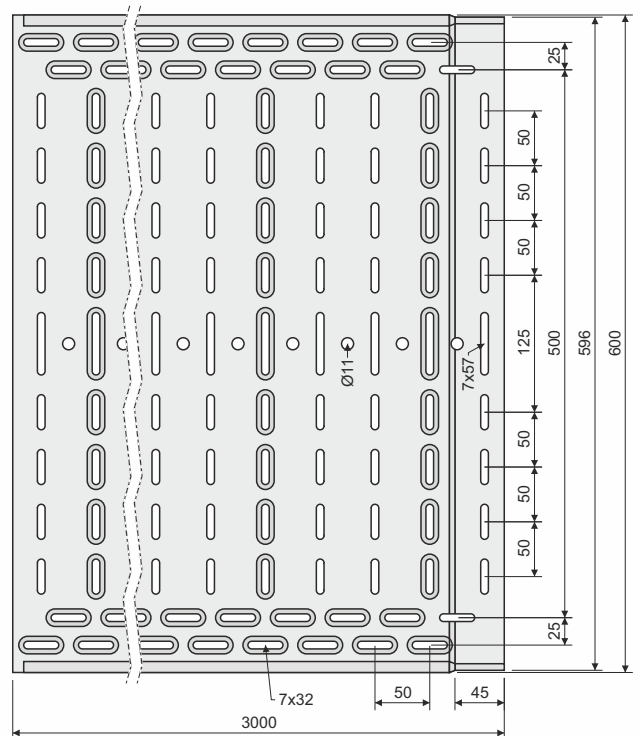
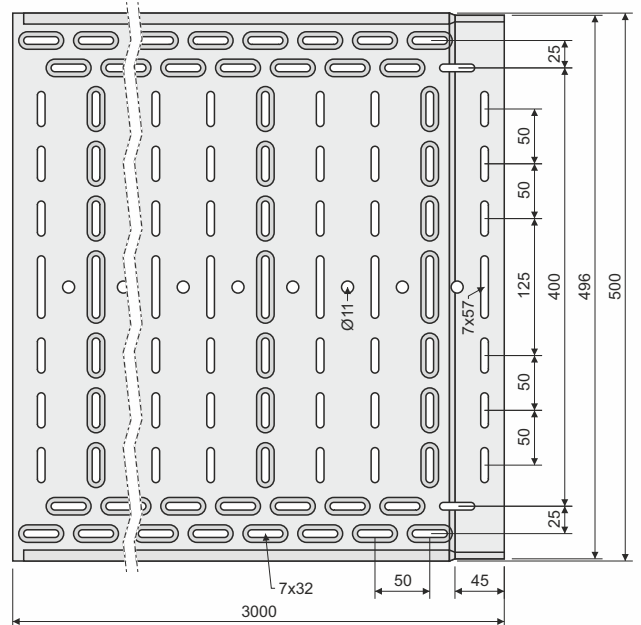
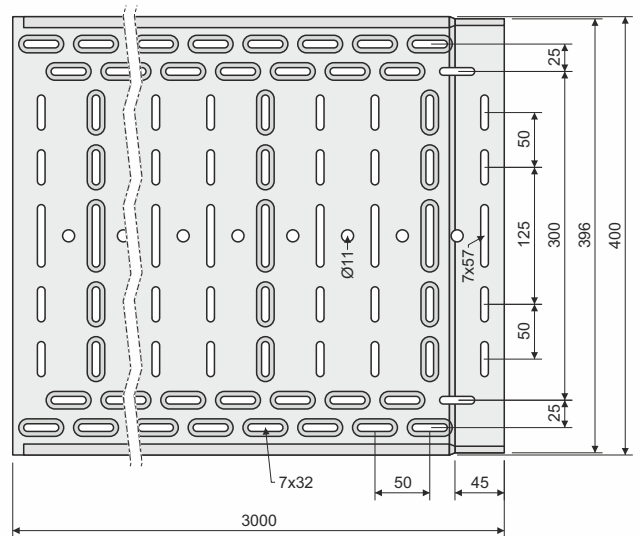
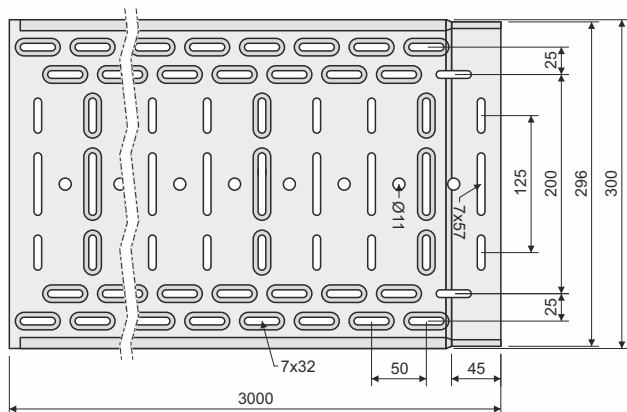
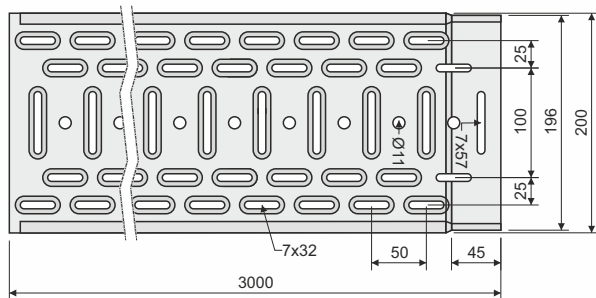
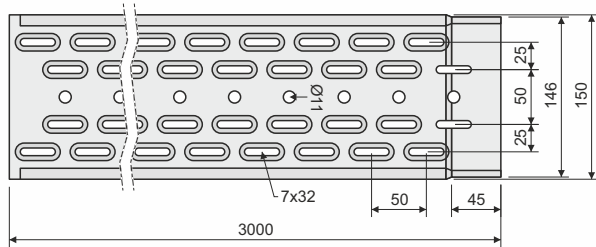
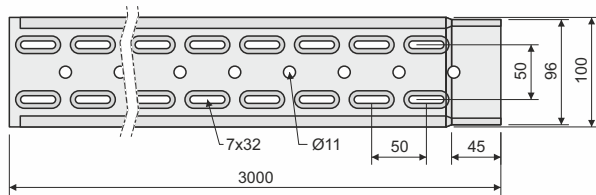
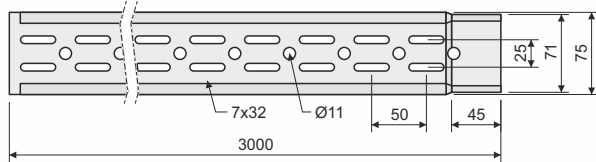
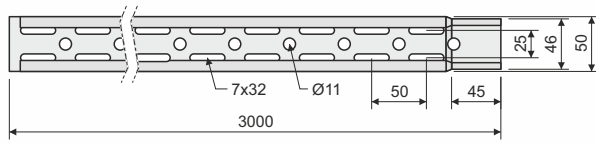
sales amount: á 3 m

meets the requirements: EN 61537:02

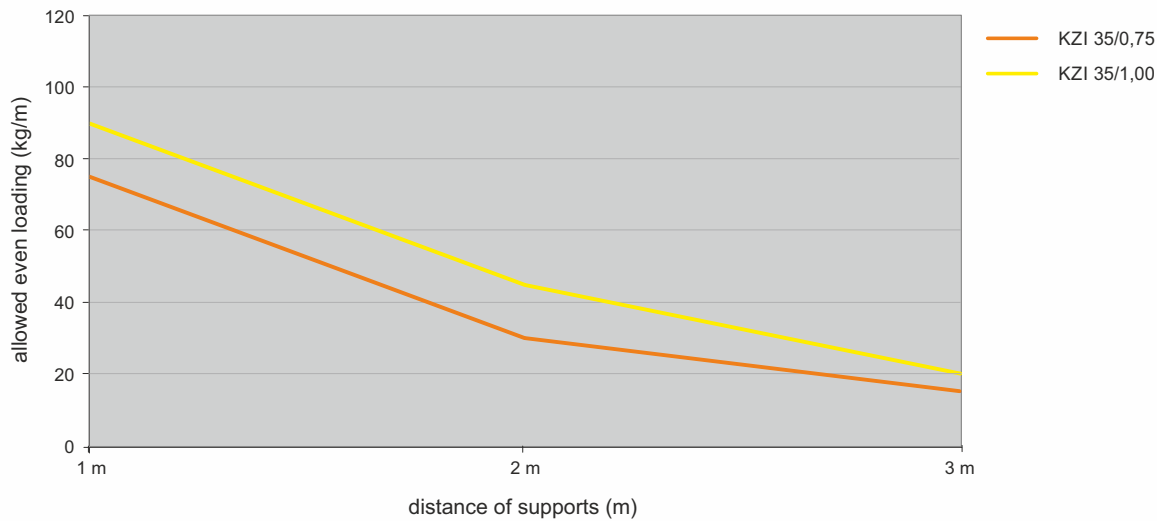
storage: EN 60721-3-1

DATA SHEET

cable tray with integrated coupling - height 35 mm



The graph shows the maximum allowed even loading of the tray in relation to the distances of the supports.



External influences are not taken into account in the permissible load and cannot be burdened by person.

inner usable cross-section of the channel

	KZI	35X50	35X75	35X100	35X150	35X200	35X300	35X400	35X500	35X600
cross-section (cm ²)		17,5	26,3	35	52,5	70	105	140	175	210
CYKY 3X1,5	8,6	12	18	24	19	47	71	95	118	142
CYKY 5X1,5	10,1	9	13	17	26	34	51	69	86	103
CYKY 3X2,5	9,5	10	15	19	29	39	58	78	97	116
CYKY 5X2,5	11,2	7	10	14	21	28	42	56	70	84
CYKY 3X4	11,2	7	10	14	21	28	42	56	70	84
CYKY 5X4	13,8	5	7	9	14	18	28	37	46	55
CYKY 5X6	15,1	4	6	8	12	15	23	31	38	46
CYKY 5X10	18	3	4	5	8	11	16	22	27	32
CYKY 5X16	20,4	2	3	4	6	8	13	17	21	25
CYKY 5X25	26,1	1	2	3	4	5	8	10	13	15
CYKY 4X35	24,8	1	2	3	4	6	9	11	14	17
CYKY 4X50	31,3	1	1	2	3	4	5	7	9	11
CYKY 3X70+50	33,6	1	1	2	2	3	5	6	8	9
CYKY 3X95+70	39,3	1	1	1	2	2	3	5	6	7
CYKY 3X120+95	43	0	1	1	1	2	3	4	5	6
CYKY 3X240+120	56,4	0	0	1	1	1	2	2	3	3

The values state the number of cables with the tray at 50% full. Orientation diameters of the cables CYKY. The values are mathematically calculated. The limit values (small tray x big cable or contrariwise) it is necessary to consider combination of the tray and diameter of the cable and used them with reference to technical conditions.